



White Moulded Wiring Accessories

Available with Round or Square edge profiles.
Round edge for a premium feel or Square
edge offering exceptional value

Features & Profiles




Screw covers for sleek appearance



Modern slim profile



Flush power LED & inlaid red rocker indicator



Angled in-line colour coded captive terminals

Features for round profile White Moulded

Switches	31
Sockets	31
45 Amp Switches	33
20/32 Amp Switches	34
Shaver Sockets	35
Dimmers	36
Coax & Satellite	37
Telephone & Data	38
Blank Plates	38
Accessories	38



White Moulded is available in 2 profiles - Nexus Round Edge and Square Edge



800 Series Round Edge




900 Series Square Edge

*30 Year Guarantee valid for round edge White Moulded. Square edge guarantee is 25 years. See the BG website for full terms and conditions.


White Moulded

Cat No.	Description	Inner Carton	Outer Carton
10 Amp 10AX Plate Switches			
Rounded Edge	Square Edge		
811	911	1 gang 1 way	10 / 100
812	912	1 gang, 2 way	10 / 100
-	912W	1 gang, 2 way, Wide Rocker	10 / 100
813	913	Intermediate switch	10 / 100
814	914	1 gang Bell push	10 / 100
815	915	Triple pole fan isolator	10 / 100
842	942	2 gang, 2 way	10 / 100
-	942W	2 gang, 2 way, Wide Rocker	10 / 100
843	943	3 gang, 2 way	10 / 100
844	944	4 gang, 2 way	5 / 50
846	946	6 gang, 2 way	5 / 50

- All switches 10 Amp, 10AX inductive rated
- Captive terminal screws
- Terminal capacity 4 x 1.0mm², 4 x 1.5mm², 2 x 2.5mm² & 1 x 4.0mm²
- Plate-switches manufactured to BS EN 60669-1, fan isolator to IEC 60669-2-4
- Minimum mounting box depth:
 - 1 & 2 gang 16mm
 - 3, 4 & 6 gang 25mm




10 Amp 10AX Architrave Switches			
Rounded Edge	Square Edge		
847	-	1 gang, 2 way	20 / 200
848	-	2 gang, 2 way	10 / 100
849	-	1 gang, 2 way re-tractive marked "PRESS"	20 / 200



- All switches 10 Amp, 10AX inductive rated
- Captive terminal screws
- Terminal capacity 4 x 1.0mm², 4 x 1.5mm², 2 x 2.5mm² & 1 x 4.0mm²
- Manufactured to BS EN 60669-1
- Minimum mounting box depth 16mm
- Single patress box (837), double patress box (838)

13 Amp Socket Outlets			
Rounded Edge	Square Edge		
821	921	1 gang SP	10 / 100
821DP	921DP	1 gang DP	10 / 100
822	922	2 gang SP	5 / 50
822DP	922DP	2 gang DP	5 / 50
822DPOB	-	2 gang DP, switched, outboard rockers	5 / 50
823	923	1 gang unswitched	10 / 100
824	924	2 gang unswitched	5 / 50
825	925	1 gang switched with indicator	10 / 100
826	926	2 gang switched with indicators	5 / 50

- Twin earth fitted as standard to allow a double Earth facility for installations requiring high integrity protective connection Ref. BS 7671:2008
- Manufactured to BS 1363-2
- Minimum mounting box depth 25mm
- Terminal capacity 3 x 2.5mm², 3 x 4.0mm² & 2 x 6.0mm²



White Moulded

Cat No.		Description	Inner Carton	Outer Carton
13 Amp Converter Switched Socket Outlet				
Rounded Edge	Square Edge			
822CON	-	1 gang to 2 gang, SP	5	50



- Converts a single socket to a double with no alteration to the wall box
- Minimum mounting box depth 25mm
- Terminal capacity 3 x 2.5mm², 3 x 4.0mm² & 2 x 6.0mm²
- Manufactured to BS 1362 Part 2


13 Amp Socket Outlet with USB Charger				
Rounded Edge	Square Edge			
822U	922U	2 gang SP, switched, outboard rockers + 2 x USB (2.1A)	5	50



- 2 gang switched socket with outboard rockers
- 2 x Type A USB sockets - 2.1A total output, 5V
- Ideal for charging iPad, iPhone, tablets, mobiles, cameras and more
- Terminal capacity 3 x 2.5mm², 3 x 4.0mm² & 2 x 6.0mm²
- Minimum mounting box depth 25m - ideal for retrofit.


- Twin earth fitted as standard to allow a double Earth facility for installations requiring high integrity protective connection Ref. BS 7671:2008
- Manufactured to BS 5733 and BS EN 50950

RCD Protection				
Rounded Edge	Square Edge			
822RCD	-	13A switched socket, 2 gang	5	50
855RCD	-	13A fused connection unit	10	100



- Maximum load 3120 watts 240V AC
- 30 milli-amp trip speed 40 milli-seconds
- Latching type
- Terminal capacity, 3 x 2.5mm², 2 x 4.0mm² & 1 x 6.0mm²
- Manufactured to BS 7288 : 1990
- 822RCD - Minimum mounting box depth 35mm
- 855RCD - Minimum mounting box depth 35mm
- 855RCD - Removable flex outlet

Combination Plates				
Rounded Edge	Square Edge			
8222EM8	-	2 x 2 gang DP 13A switched sockets & 8 euro module (2 x 4 EM)	1	5
822EM4	-	1 x 2 gang DP 13A switched sockets & 4 euro module (1 x 4 EM)	1	5




- Twin earth fitted as standard to sockets
- Manufactured to BS 1363 Part 2
- Terminal capacity 3 x 2.5mm², 3 x 4.0mm² & 2 x 6.0mm²
- Mounting box depth 47mm
- Mounting boxes 8222EM8 - HGS07/C4, 822EM4 - HGS07/C2
- Modules of mains and extra low voltage rating must not be fitted to the same front plate aperture Ref. BS 7671:2008
- * See our Euro module range, for further Telecom, Data and Co-axial Options

White Moulded

Cat No.		Description	Inner Carton	Outer Carton
13 Amp Fused Connection Units				
Rounded Edge	Square Edge			
850	950	Switched and fused	10	100
852	951	Switched and fused with indicator	10	100
-	953	Unswitched with 3 amp fuse	10	100
854	952	Unswitched and fused	10	100
856	-	Unswitched and fused with indicator	10	100

- Manufactured to BS 1363-4
- Angled colour coded terminals with captive screws
- Terminal capacity 3 x 2.5mm², 2 x 4.0mm² & 1 x 6.0mm²
- Minimum mounting box depth 25mm
- Round edge spacer option available to convert for flex out option (8CGS)




13 Amp Fused Connection Units - With Flex Outlet				
Rounded Edge	Square Edge			
851	-	Switched & fused	10	100
853	-	Switched and fused with indicator	10	100
855	-	Unswitched & fused	10	100
857	-	Unswitched & fused with indicator	10	100

- Manufactured to BS 1363 Part 4
- Angled colour coded terminals with captive screws
- Terminal capacity 3 x 2.5mm², 2 x 4.0mm² & 1 x 6.0mm²
- Cable entry at lower edge, with removable blanking piece, and reversible cord-grip
- Minimum mounting box depth 25mm



45 Amp Cooker Outlet				
Rounded Edge	Square Edge			
879	979	Flex outlet plate, bottom entry	10	100




- Terminal capacity outlet 2 x 10mm²
- Cable entries in bottom edge
- Manufactured to BS 5733

White Moulded


Cat No.	Description	Inner Carton	Outer Carton
45 Amp Double Pole Switches			
Rounded Edge	Square Edge		
870	970	5	50
871	971	5	50
872	972	5	50
873	973	5	50
874	974	10	100
875	975	10	100

- Cooker Control Units manufactured to BS4177
- Double Pole Switches to BS EN 60669-1
- Minimum mounting box depth 47mm
- L & N terminal capacity 4 x 4.0mm², 3 x 6.0mm² & 1 x 16.0mm²
- E terminal capacity 3 x 4.00mm², 3x 6.0mm² & 1 x 16mm²
- 10mm spacer available to provide additional wiring space (817 - Sq, 818 - Rect)



25 Amp Flex Outlet Plate

Rounded Edge	Square Edge		Inner Carton	Outer Carton
858	954 (20A)	Bottom entry	10	100




- Cable entry at lower edge, with removable reducer, and reversible cord-grip
- Terminal capacity 3 x 2.5mm² & 1 x 4.0mm²
- Minimum mounting box depth 25mm
- Manufactured to BS 5733

20 Amp and 32 Amp Double Pole Switches

Rounded Edge	Square Edge		Inner Carton	Outer Carton
830	930	20 amp	10	100
831	931	20 amp with indicator	10	100
832	-	20 amp with flex outlet	10	100
832WH	932	20 amp, marked water heater with flex outlet	10	100
833	-	20 amp with indicator & flex outlet	10	100
833WH	933	20 amp, marked water heater, indicator & flex outlet	10	100
-	934	32 amp with indicator	10	100

- 20 Amp Terminal capacity 3 x 2.5mm², 2 x 4.0mm² & 1 x 6.0mm²
- 32 Amp Terminal capacity 2 x 10mm² & 1 x 10mm² earth
- Colour coded terminals with captive angled screws
- Manufactured to BS EN 60669-1
- Minimum mounting box depth 25mm
- Square edge has flex outlet with knock-out and reversible cord grip in bottom edge. Rounded edge Cable entry at lower edge, with removable blanking piece, and reversible cord-grip



White Moulded

Cat No.	Description	Inner Carton	Outer Carton
Shaver Socket			
Rounded Edge	Square Edge		
820	940	115/230V dual voltage shaver socket	5 30




- Terminal capacity 3 x 2.5mm² & 2 x 4.0mm²
- Minimum mounting box depth 47mm
- Manufactured to BS EN 61558-1 and BS EN 61558-2-5

Round Pin and Export Socket Outlets			
Rounded Edge	Square Edge		
827	-	1 gang, switched universal socket (Export only)	10 100
827L	-	1 gang, switched universal socket with indicator (Export only)	10 100
828	928	1 gang, 2 amp unswitched socket, round pin	10 100
829	929	1 gang, 5 amp unswitched socket, round pin	10 100
-	994	2 gang, 16 amp Euro socket (unshuttered)	10 100
-	995	1 gang, 16 amp Euro socket with switch	10 100
897	997	1 gang, 16 amp shuttered Euro socket	10 100
898	-	2 gang, 16 amp shuttered Euro socket	10 100
899	999	1 gang, 15 amp switched socket, round pin	10 100

• 2/5/15A Manufactured to BS 546

• Minimum mounting box depth: 2/5/16A 25mm, Universal/15A 35mm



Wall timer switches			
Rounded Edge	Square Edge		
TWE7	-	7 day electronic wall timer switch	5 100



- Daily, weekly and weekday/weekend programs available
- Battery back up memory
- Ideal for home security
- Rating 40 - 400W Tungsten filament lamp
- Terminal capacity 2 x 1.5mm²
- Minimum mounting box depth 16mm
- Switchable mode – Normal light switch or timer



White Moulded

Cat No.	Description	Inner Carton	Outer Carton
Dimmer Switches - Push Type			
Rounded Edge	Square Edge		
881P	981P	10	100
882P	982P	10	100
883P	983P	5	50
884P	984P	5	50
885P	985P	5	50

- Manufactured to BS EN 60669-2-1
- Minimum mounting box depth 25mm
- 10mm spacer available to provide additional wiring space (817 - Sq, 818 - Rect)
- Suitable for Compact fluorescent lamps (CFL) and LED Dimming
- There can be issues with dimming CFL and LED lamps at a low lighting level. The Nexus dimmer products have an adjustable minimum level features which can be used to adjust the lighting output at a low level, to stabilize the load.

Product Specification


Voltage	200-250V AC
Load Ratings (Max/Min per module)	
Tungsten lamp	60-400W
Halogen lamp (Mains Voltage)	50-400W
Halogen lamp (Low Voltage, 12V)	35-350W
Dimmable LED **	5-50W
Dimmable Compact Fluorescent (CFL) **	10-100W
Type	Leading Edge



Cat No	Description	Inner Carton	Outer Carton
Replacement Modules			
DM400AP	2 way LED dimmer module, 400W	-	-
DMSW8A/2W	2 way push on/off switch, dummy dimmer, 8A	-	-




Cat No	Description	Inner Carton	Outer Carton
Fan Controller - 4 Speed			
Rounded Edge	Square Edge		
887	987	10	100



- Manufactured to BS EN 60669-2-1
- Minimum mounting box depth 35mm
- 10mm spacer available to provide wiring space (817 - Sq)

16 Amp Hotel Key Card Switch

Rounded Edge	Square Edge		
8KYCSW*	-	5	100



- 50 x 50mm Euro module
 - Load Rating - 1800W for resistive 800W for inductive
 - 30 second power-off delay
 - Locator LED
 - Mounting box depth 47mm
 - Colour coded terminals with backed-out and captive screws
 - Designed and manufactured to BS EN60669-4
- * Supplied as kit of Euro Module components

White Moulded

Cat No.		Description	Inner Carton	Outer Carton
Co-Axial, Satellite & Screened Socket Outlets				
Rounded Edge	Square Edge			
860	960	1 gang co-axial socket	10	100
861	961	2 gang co-axial socket	10	100
862	962	1 gang isolated co-axial socket	10	100
863	963	2 gang isolated co-axial socket	10	100
864	964	1 gang satellite socket	10	100
865	965	2 gang satellite & co-axial socket	10	100
866	966	2 gang diplex TV/FM	10	100
867	-	3 gang TV/FM/SAT triplex - screened	10	100
868	-	Triplex with BT outlet & co-axial return - screened	5	50
869	-	Quadplex, 2 x Sat, BT outlet & co-ax returned - screened	EM	-

- EM = Euro module configuration
- + Supplied as kit of Euro module components
- Co-axial and satellite minimum mounting box depth 25mm
- Manufactured to BS 5733 where applicable
- Triplex minimum mounting box depth 35mm
- * See our Euro Module range, for further Telecom, Data and Co-axial options



Euro Module Front Plates				
Rounded Edge	Square Edge			
8EMS1	-	Single euro module, single plate	10	100
8EMS2	-	Twin euro module, single plate	10	100
8EMR4	-	Quad euro module, double plate	5	50
8EM8	-	2 x Quad euro module, double stack plate	5	50

- Manufactured to BS 5733
- Mounting Box for 8EM8 - HCS07/C2




Telephone and Data Outlets				
Rounded Edge	Square Edge			
8BTM/1	9BTM/1	1 gang telephone socket master (screw)	10	100
8BTM/2	9BTM/2	2 gang telephone socket master (screw)	10	100
8BTS/1	9BTS/1	1 gang telephone socket slave (screw)	10	100
8BTS/2	9BTS/2	2 gang telephone socket slave (screw)	10	100
8BTMI/1	9BTMI/1	1 gang telephone socket master (IDC)	10	100
8BTMI/2	9BTMI/2	2 gang telephone socket master (IDC)	10	100
8BTSI/1	9BTSI/1	1 gang telephone socket slave (IDC)	10	100
8BTSI/2	9BTSI/2	2 gang telephone socket slave (IDC)	10	100
8RJ11/1	9RJ11/1	1 gang RJ11 telephone socket (screw)	10	100
8RJ11/2	9RJ11/2	2 gang RJ11 telephone socket (screw)	10	100
8RJ45/1	9RJ45/1	1 gang RJ45 telephone socket (IDC)	10	100
8RJ45/2	9RJ45/2	2 gang RJ45 telephone socket (IDC)	10	100

- * See our Euro Module range, for further Telecom, Data and Co-axial options
- Minimum mounting box depth 35mm
- Manufactured to BS 6312 Part 2 where applicable



White Moulded

Cat No.	Description	Inner Carton	Outer Carton
Surface Mount Telephone Sockets			
Rounded Edge	Square Edge		
-	TS21	20	200
-	TS23	20	200
-	TS24	20	200
-	TS26	20	200



• Manufactured to BS 6312-2


Spare Accessories				
Rounded Edge	Square Edge			
8SC10	-	Screw caps, pack of 10	100pks	1000
NFS19/10	NFS19/10	M3.5 x 19mm screws, pack of 10	100pks	1000
NFS28/10	NFS28/10	M3.5 x 28mm screws, pack of 10	100pks	1000
NFS38/10	NFS38/10	M3.5 x 38mm screws, pack of 10	100pks	1000



Surface Boxes and Blank Plates				
Rounded Edge	Square Edge			
891	901	1 gang surface pattress for socket outlet 32mm	10	100
892	902	2 gang surface pattress 32mm	5	50
893	903	1 gang pattress with earth terminal for plate switches 19mm	10	100
894	904	1 gang blank plate	20	200
895	905	2 gang blank plate	10	100
-	906	10 way connection unit	5	50
896	909	Dual surface pattress, 37mm	5	50
-	910	1 gang to 2 gang conversion pattress, 20mm	5	50
817	-	1 gang, 10mm square spacer	20	200
818	-	2 gang, 10mm rectangular spacer	10	100
836	-	1 gang architrave blank plate	20	200
837	-	1 gang architrave surface box, 19mm	20	200
838	-	2 gang architrave surface box, 19mm	10	100
877	977	1 gang surface box, 50mm (877), 45mm (977)	10	100
878	978	2 gang surface box, 50mm (878), 45mm (978)	5	50
8CGS	-	Cord grip spacer, for use with 13A Fused Connection Units or 20A Switches	20	200

- Surface boxes have multiple knock-outs and earth terminal fitted as standard
- Manufactured to BS 5733

- Spacers provide greater clearance for installation wiring where shallow mounting boxes are used, an alternative to fitting a deeper box



Cord Grip Spacer Explanation

- For use with non flex out 13 Amp Fused Connection Units and 20 Amp Switches
- Cable is inserted through the aperture in the spacer and connected to the terminals. It is then clamped by the cord grip prior to mounting the accessory to the wall box
- Separate spacer allows for stock flexibility.

White Moulded

Euro Module - Range Extension

A flexible solution of power, data, telephone, television and audio combinations to suit the wide ranging needs of the customer.

- Select the desired combination of front-plate and module(s)
- Simple installation, wire the module through the front-plate aperture then push click the module in place
- Modules of mains and extra low voltage rating must not be fitted to the same front plate aperture Ref. BS 7671:2008

Front Plate

Module(s)



Finish



Grid - Range Extension

A customisable selection of power grid modules that provide a seamless appearance with the associated wiring accessories.

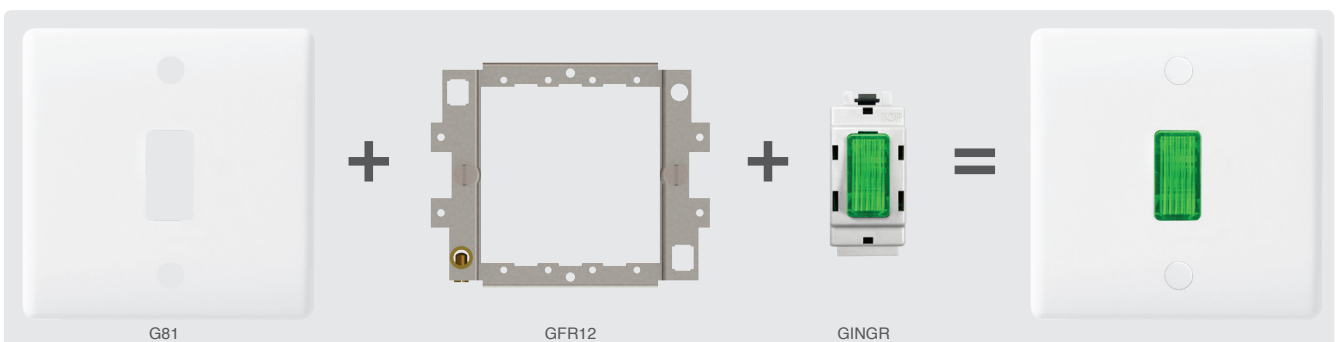
- Firstly, screw the grid frame to the mounting box and wire the modules
- Then slot the module on to the frame and click into place
- Finally, fit the finished plate

Front Plate

Frame

Module(s)

Finish



White Moulded



USB Socket with USB Charger

Modern gadgets demand high power to charge, BG's new USB socket has an output of 2.1A (5V) shared across the two outlets - suitable for charging iPad, iPhone, tablets, mobiles, cameras and more.

As well as being practical, the sockets are easy to install featuring angled inline colour coded captive terminals, twin earth as standard and they easily retrofit into 25mm wall boxes.

